

Curtain Fire Damper

38S

4 7/8" Deep • 3 Hour • Vertical or Horizontal Mount • Static Rated • Fire Damper

STANDARD CONSTRUCTION

FRAME: 22-GA galvanized steel, one-piece rollformed

BLADE: 22-GA galvanized steel, curtain type


FUSIBLE LINK: UL-Listed 165°F; Replaceable

CLOSURE SPRINGS: Horizontal Models - Heat-treated Type 301 stainless steel constant force coiled negator type

FINISH: Mill

UNDERWRITERS LABORATORIES, INC.®
CLASSIFIED STATIC FIRE DAMPERS
FIRE RESISTANCE RATING 3 HR.

FILE #R16591



A Microtek Company

OPTIONS

- 212°F Replaceable Fusible Link
- Factory-Supplied Sleeves (20-GA through 10-GA)
- Type 304 Stainless Steel Construction (Vertical Mount Only)
- PK1202 Position Indicator Switch
- B-Pan, Round, Oval, or Square Transitions
- Multiple Panel Unit Assembly
- Tab-Lock Retaining Angles
- Perimeter Flange
- Pull Ring

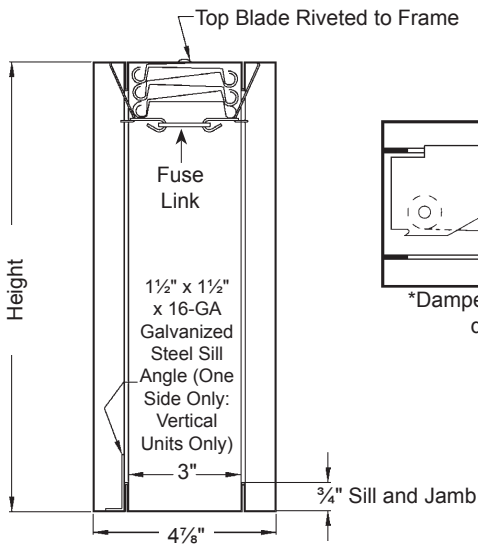
NOTES

1. "A" width and "B" height are opening dimensions. Dampers are provided 1/4" undercut.
2. Unassembled multiple units do not include mullions.
3. 14-GA "Zee Mullion" along with a minimum 9" sleeve is required for all 38S Multiple Panel Vertical Mount Dampers.
4. See SI-SSFD for information regarding Stainless Steel Fire Damper sizes.

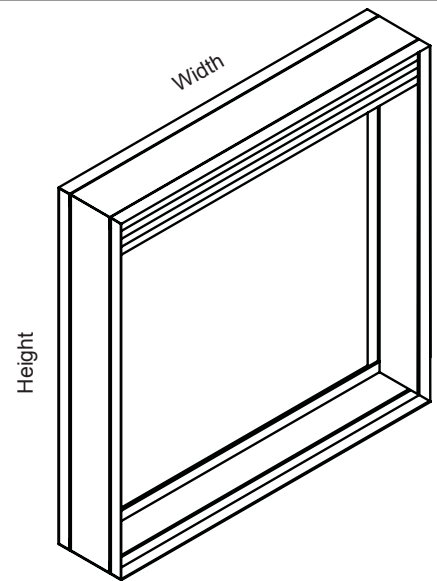
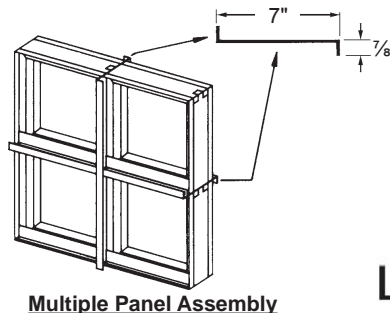
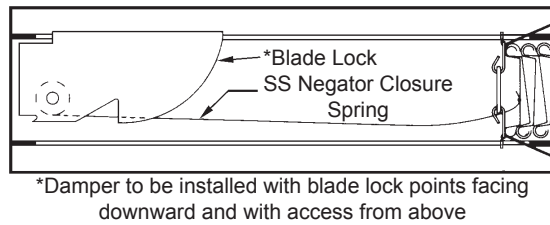
DAMPER SIZE

Orientation	Hor & Ver	Horizontal (floor)		Vertical (wall)	
		Min Panel	Max Single Panel	Max Assy Panel	Max Single Panel
38SA	4"W x 4"H	48"W x 48"H	72"W x 36"W (36"W x 36"H each section)	36"W x 36"H	72"W x 72"W (36"W x 36"H each section)
38SB	4"W x 3"H (duct) (4"W x 5"H frame)	48"W x 43"H (duct) (48"W x 48"H frame)	72"W x 32"H (duct) (72"W x 36"H frame) (36"W x 32"H each section duct)	36"W x 32"H (duct) (36"W x 36"H frame)	72"W x 68"H (duct) (72"W x 72"H frame)
38SC	4"W x 4"H (duct) (6"W x 7"H frame)	46"W x 42"H (duct) (48"W x 48"H frame)	70"W x 31"H (duct) (72"W x 36"H frame)	34"W x 31"H (duct) (36"W x 36"H frame)	70"W x 67"H (duct) (72"W x 72"H frame)

Vertical Mount



Horizontal Mount



Louvers & Dampers

A Microtek Company

SD-38S-09.07

P.O. Box 606 • Florence, KY 41042 • Phone (859) 647-2299 • Fax (859) 647-7810

July 2009

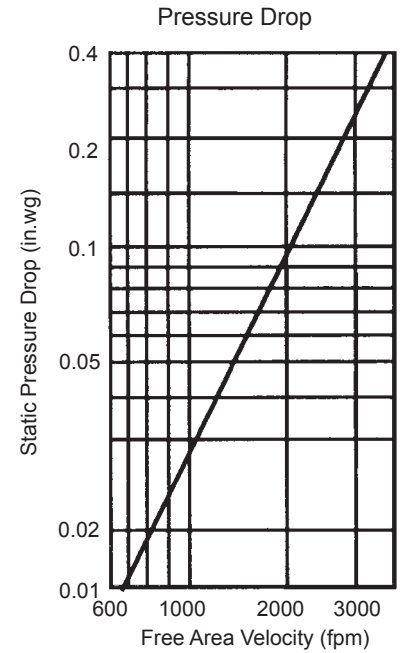
4⁷/₈" Deep • 3 Hour • Vertical or Horizontal Mount • Static Rated • Fire Damper

Free Area (sq.ft.) 38SA
Vertical Mount

		Width											
		4	8	12	16	20	24	28	32	36	40	44	48
Height	4	.02	.06	.08	.13	.16	.20	.22	.26	.30	.33	.37	.40
	8	.08	.19	.32	.48	.59	.72	.85	1.0	1.2	1.3	1.4	1.5
	12	.16	.35	.60	.75	1.0	1.2	1.5	1.7	2.0	2.2	2.4	2.6
	16	.19	.52	.79	1.0	1.4	1.7	2.0	2.3	2.7	3.1	3.4	3.6
	20	.27	.65	1.0	1.4	1.9	2.1	2.6	3.0	3.5	4.0	4.5	4.8
	24	.33	.84	1.1	1.7	2.2	2.8	3.1	3.6	4.2	4.8	5.3	5.7
	28	.37	.95	1.4	2.0	2.6	3.2	4.0	4.4	5.0	5.9	6.4	6.9
	32	.45	1.1	1.7	2.2	3.0	4.0	4.7	5.1	5.7	6.5	7.2	7.8
	36	.49	1.2	2.0	2.6	3.5	4.5	5.2	6.0	7.1	7.7	8.1	8.9
	40	.54	1.4	2.3	3.0	4.0	5.0	6.0	6.8	7.9	8.7	9.0	10.0
	44	.58	1.6	2.5	3.3	4.4	5.4	6.6	7.7	8.5	9.5	10.2	11.1
	48	.64	1.7	2.7	3.8	5.0	6.0	6.9	8.0	9.3	10.6	11.3	12.5

Horizontal Mount

		Width											
		4	8	12	16	20	24	28	32	36	40	44	48
Height	4	.03	.09	.1	.2	.3	.3	.4	.4	.5	.6	.6	.7
	8	.1	.2	.4	.6	.7	.9	1.0	1.2	1.4	1.5	1.7	1.8
	12	.2	.4	.7	.9	1.2	1.5	1.8	2.0	2.3	2.6	2.8	3.1
	16	.2	.6	.9	1.3	1.7	2.0	2.4	2.8	3.1	3.5	3.9	4.2
	20	.3	.7	1.2	1.7	2.1	2.6	3.1	3.5	4.0	4.5	5.0	5.4
	24	.4	.9	1.4	2.0	2.6	3.2	3.7	4.3	4.9	5.4	6.0	6.6
	28	.4	1.0	1.7	2.4	3.0	3.7	4.4	5.0	5.7	6.4	7.0	7.7
	32	.5	1.2	2.0	2.7	3.5	4.3	5.1	5.8	6.6	7.4	8.2	9.0
	36	.5	1.3	2.2	3.1	4.0	4.8	5.7	6.6	7.4	8.4	9.2	10.1
	40	.6	1.5	2.5	3.5	4.4	5.4	6.4	7.4	8.4	9.3	10.3	11.3
	44	.6	1.7	2.7	3.8	4.9	6.0	7.0	8.1	9.2	10.3	11.4	12.4
	48	.7	1.8	3.0	4.2	5.4	6.6	7.7	8.9	10.1	11.3	12.5	13.7



$$\text{Free Area Velocity (fpm)} = \frac{\text{Flow (cfm)}}{\text{Free Area (sq.ft.)}}$$

For Free Area and Pressure Drop information for the B-Pan Transition, see SI-BPAN.
For Free Area and Pressure Drop information for the Round, Oval or Square Transition, see SI-TRFD.