

X-Style Sleeve

Fire Damper • Models: 17S, 17D, 38S, 38D

APPLICATION

The X-Style Sleeve is an integral sleeve frame. The sleeve length comes in 3 depths, 12", 14" and 16". The integral sleeve frame comes in three different styles. The "A" style is without any transition, and the blades are in the air stream (see also SD-17S-09.07 and SD-38S-09.07). The "B" style has a B-Pan so the blades are out of the airstream (see also SI-B-PAN-09.07). The "C" style is with a round, oval, or square transition and has 100% Free Area (see also SI-TRFD-09.07).

PANEL SIZE LIMITATIONS

Orientation		Horizontal & Vertical	Horizontal	Vertical	
Panel		Minimum Panel	Maximum Section	Maximum Section	
Model	17SX	A	4"W x 4"H	48"W x 48"H	60"W x 60"H
		B	4"W x 3"H duct (4"W x 5"H frame)	48"W x 43"H duct (48"W x 48"H frame)	60"W x 55"H duct (60"W x 60"H frame)
		C	4"W x 4"H duct (64"W x 7"H frame)	46"W x 42"H duct (48"W x 48"H frame)	58"W x 54"H duct (60"W x 60"H frame)
	38SX	A	4"W x 4"H	48"W x 48"H	36"W x 36"H
		B	4"W x 3"H duct (4"W x 5"H frame)	48"W x 43"H duct (48"W x 48"H frame)	36"W x 32"H duct (36"W x 36"H frame)
		C	4"W x 4"H duct (6"W x 7"H frame)	46"W x 42"H duct (48"W x 48"H frame)	34"W x 31"H duct (36"W x 36"H frame)
	17DX	A	4"W x 4"H	24"W x 24"H	36"W x 36"H
		B	4"W x 3"H duct (4"W x 5"H frame)	24"W x 21"H duct (24"W x 24"H frame)	36"W x 32"H duct (36"W x 36"H frame)
		C	4"W x 4"H duct (6"W x 7"H frame)	22"W x 20"H duct (24"W x 24"H frame)	34"W x 31"H duct (36"W x 36"H frame)
	38DX	A	4"W x 4"H	24"W x 24"H	36"W x 36"H
		B	4"W x 3"H duct (4"W x 5"H frame)	24"W x 21"H duct (24"W x 24"H frame)	36"W x 32"H duct (36"W x 36"H frame)
		C	4"W x 4"H duct (6"W x 7"H frame)	22"W x 20"H duct (24"W x 24"H frame)	34"W x 31"H duct (36"W x 36"H frame)

STANDARD MATERIALS AND CONSTRUCTION

SLEEVE FRAME: 22-GA, one-piece rollformed galvanized steel

BLADE: 22-GA galvanized steel, curtain type

FUSIBLE LINK: UL-Listed 165°F; Replaceable

CLOSURE SPRINGS: Horizontal Models - Heat-treated Type 301 stainless steel constant force coiled negator type

FINISH: Mill

FOR "C" STYLE DAMPERS

TRANSITION CAPS: 22-GA galvanized steel, riveted to sleeve frame

DUCT COLLARS: 24-GA galvanized steel, crimped to transitions

OPTIONS

212°F Replaceable Fusible Link

SPDT "Closed Damper" Position Indicator Switch

B-Pan, Round, Oval, or Square Transitions

Tab-Lock Retaining Angles

Perimeter Flange

Pull Ring

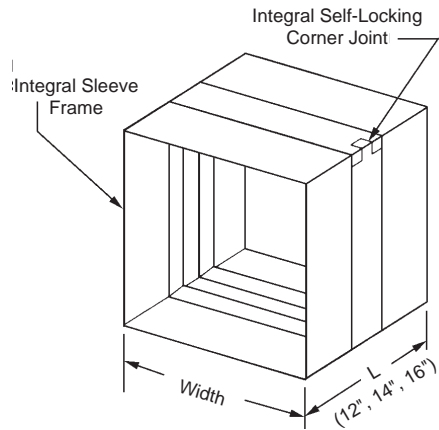
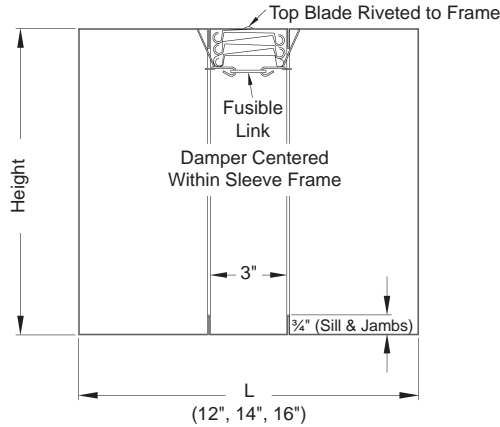
NOTES

1. "A" width and "B" height are opening dimensions. Dampers are provided ¼" undercut.

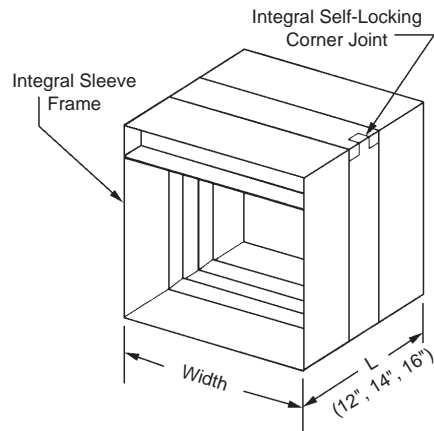
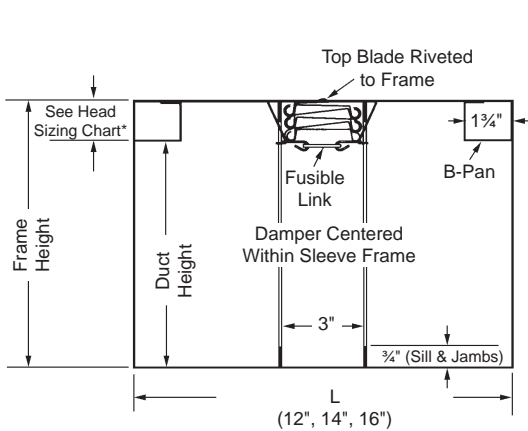
X-Style Sleeve

Fire Damper • Models: 17S, 17D, 38S, 38D

"A" Style

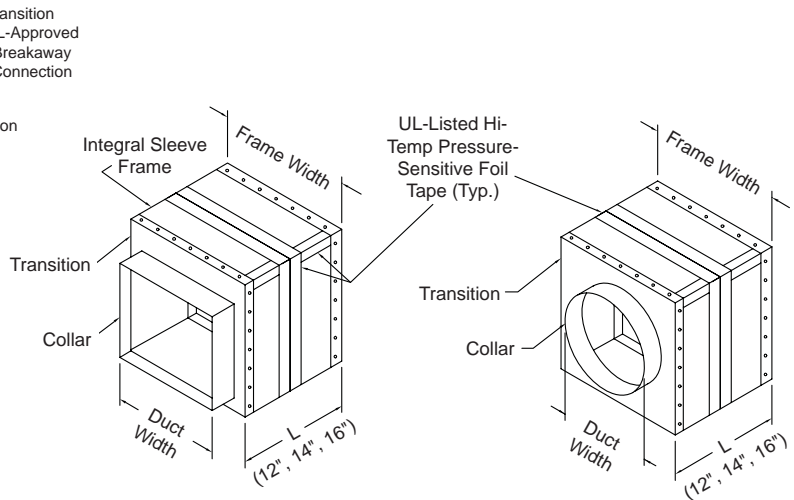
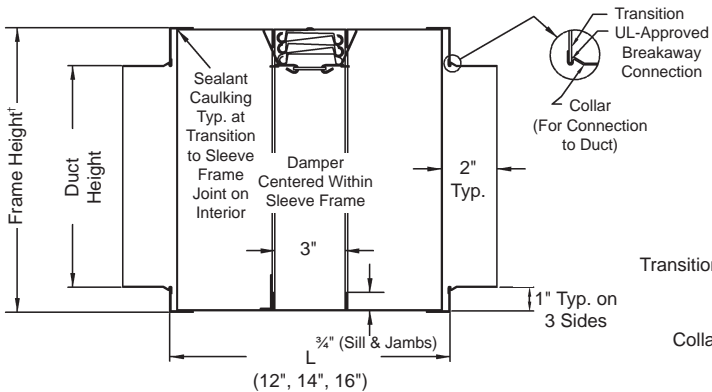


"B" Style (with B-Pan Transition for Blades Out of Airstream)



*Head Sizing Chart on SI-BPAN-09.07.

"C" Style (with Transition for 100% Free Area)



*Sizing Chart on SI-TRFD-09.07.