

# Filtered Ventilator

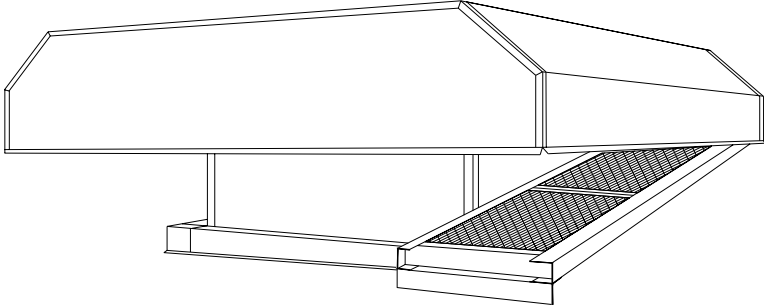
## STANDARD CONSTRUCTION

Option available for models AGV and SGV in a free area ratio of 200% (2:1) only.

For material, sizing and ventilator performance information, see selected model submittal. For filter resistance, see reverse side.

### ASSEMBLY

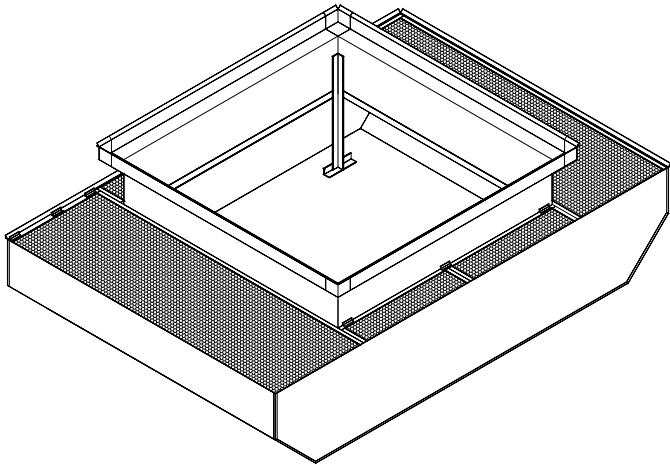
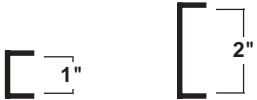
- All hood and throat joints are seam welded and caulked. Bracing is solid welded through out. Curb cap joints are solid seal welded to prevent leakage.
- Hood is mechanically fastened to throat for ease in removal.
- Filter racks are mechanically fastened to the bottom perimeter opening of the hood and hinged with drop down access for ease in filter replacement.
- Standard screen is omitted to eliminate interference with filter performance, but can be specified as an option.



## RACK SIZES

1" or 2"

- Racks are available in either 1" or 2" depth to accommodate filters 1" deep or 2" deep accordingly.



## FILTER TYPES

### DISPOSABLE

- For Commercial and Industrial applications, this filter is constructed of continuous filament glass fibers, bonded together with a thermo setting agent. The filter media is framed with a rugged fiberboard and secured with metal grilles on both sides (see reverse side for performance).

### WASHABLE

- Applicable for Commercial and Industrial applications, these long-lasting filters maintain their initial efficiency with periodic care. Media is constructed of staggered multi-layered slit aluminum sheets forming thousands of highly effective holding baffles. The all aluminum frame assures extra rigidity and durability.

Model	'A' (throat width)	'B' (throat width)	Rack Size	Filter Type	Qty	Options / Accessories / Variations

PROJECT \_\_\_\_\_ LOCATION \_\_\_\_\_  
 ARCH/ENGR \_\_\_\_\_ CONTRACTOR \_\_\_\_\_  
 REPRESENTATIVE \_\_\_\_\_ DATE \_\_\_\_\_

# Filtered Ventilator

## FILTER AVERAGE ARRESTANCE

### DISPOSABLE

Velocity	1" Deep	2" Deep
300 fpm	72%	82%

### WASHABLE

Velocity	1" Deep	2" Deep
520 fpm	59%	68%

## FILTER RESISTANCE ( INCHES H<sub>2</sub>O )

### DISPOSABLE

Velocity	1" Deep	2" Deep
300 fpm	.040	.080

### WASHABLE

Velocity	1" Deep	2" Deep
150 fpm	.015	.015
200 fpm	.020	.026
250 fpm	.027	.037
300 fpm	.035	.051
350 fpm	.043	.070
400 fpm	.054	.089
450 fpm	.065	.110
520 fpm	.088	.140
600 fpm	.114	.180
650 fpm	.130	.200

Maximum  
Recommended VELOCITY  
300 FPM

Maximum  
Recommended VELOCITY  
650 FPM