

Acoustical Louver

ACL1212

12" Deep • 12" Blade Spacing • Aluminum Stationary Louver

STANDARD CONSTRUCTION

- FRAME:** 14-GA aluminum
- BLADE:** 16-GA aluminum airfoil exterior surface with 22-GA perforated aluminum interior surface
- BLADE FILL:** Sound insulation
- SCREEN:** ½" flattened aluminum mesh (.051")
- FINISH:** Mill

OPTIONS

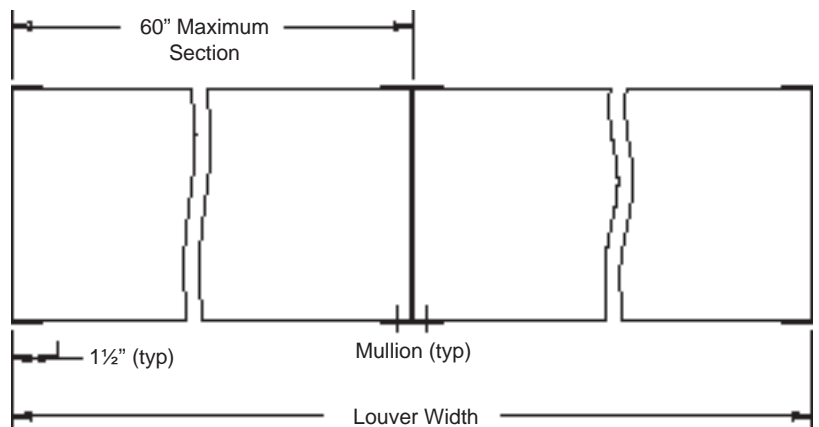
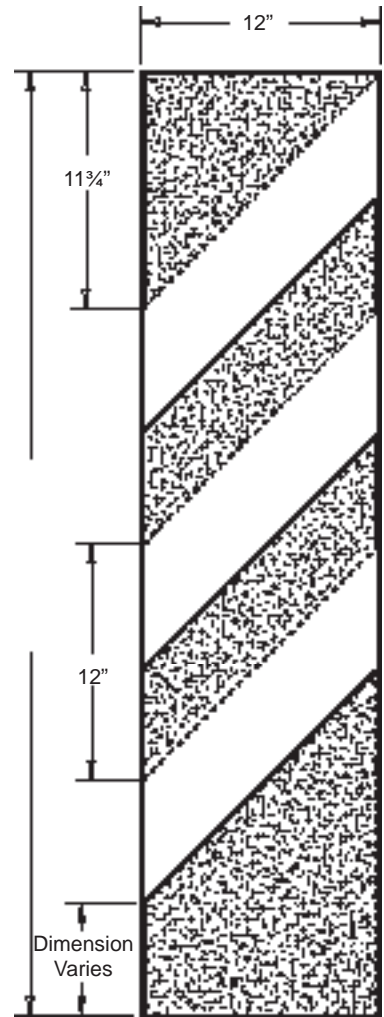
Finish - Baked Enamel, Kynar, or Anodize

NOTES

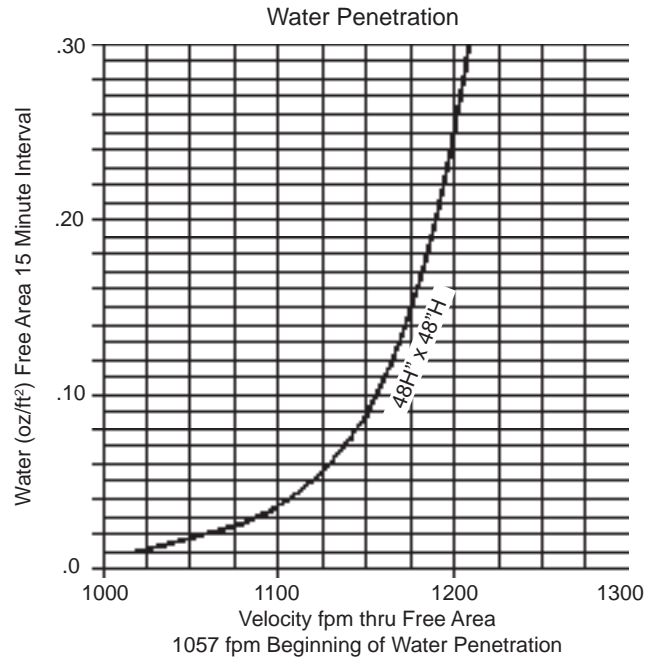
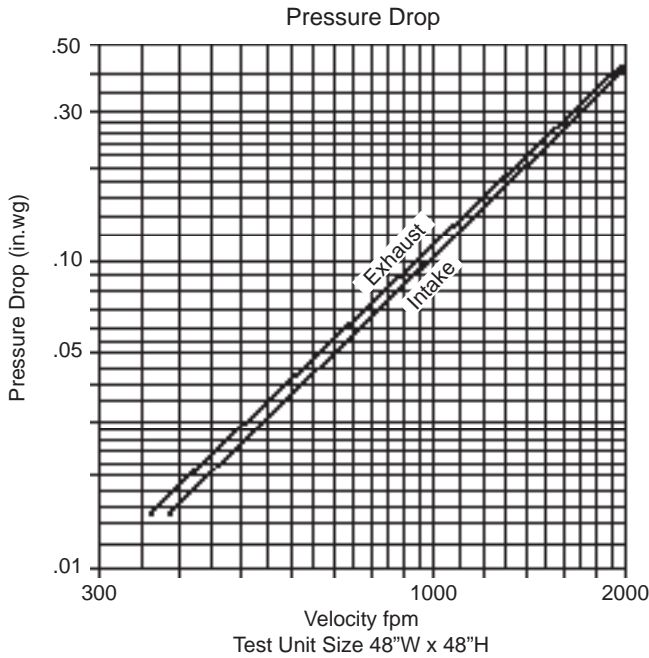
1. "A" width and "B" height are opening dimensions. Louvers are provided approximately ½" undercut.
2. Shipping louvers by commercial carrier requires at least one louver dimension not to exceed 84" in height or width.

LOUVER SIZE

Panels	Min Panel	Max Single Panel
AAC1212	12"W x 22"H	60"W x 96"H



Ratings do not include the effect of birdscreen.



Sound Transmission Loss

Octive Band	1	2	3	4	5	6	7	8
Frequency (Hz)	63	125	250	500	1000	2000	4000	8000
Sound Transmission Loss (db)	8	8	7	9	13	15	12	10
Free Field Noise Reduction	14	14	13	15	19	21	18	16

Attenuation

Distance From Louver	Octive Band Center Frequency (Hz)							
	1	2	3	4	5	6	7	8
	63	125	250	500	1000	2000	4000	8000
0	14	14	13	15	19	21	18	16
10	26	26	25	27	31	33	30	28
50	40	40	39	41	45	47	44	42
100	46	46	45	47	45	53	50	48
200	52	52	51	53	53	59	56	54
500	60	60	59	61	65	67	64	62
1000	66	66	65	67	71	73	70	68

The Attenuation Chart is a combination of the model ACL1212 sound transmission loss and the reduction of sound energy as a function of distance.

Free Area sq.ft.

		Width								
		12"	18"	24"	30"	36"	42"	48"	54"	60"
Height	24"	0.27	0.45	0.63	0.81	0.98	1.16	1.34	1.52	1.70
	36"	0.54	0.90	1.25	1.61	1.97	2.33	2.69	3.04	3.40
	48"	0.81	1.34	1.88	2.42	2.95	3.49	4.03	4.56	5.10
	60"	1.07	1.79	2.51	3.22	3.94	4.65	5.37	6.09	6.80
	72"	1.34	2.24	3.13	4.03	4.92	5.82	6.71	7.61	8.50
	84"	1.61	2.69	3.76	4.83	5.91	6.98	8.06	9.13	10.20
	96"	1.88	3.13	4.39	5.64	6.89	8.14	9.40	10.65	11.90