

# Galvanized Steel Louver

**SL61**

4" Deep • Formed Blade • Sand Louver

**STANDARD CONSTRUCTION**

- FRAME:** 18-GA formed galvanized steel channel; 4" deep
- BLADES:** 18-GA formed galvanized steel
- ASSEMBLY:** Riveted and/or welded
- FINISH:** Mill
- SCREEN:** ½" mesh x 19-GA galvanized screen in removable frame; screen adds approximately ½" to louver depth

**OPTIONS**

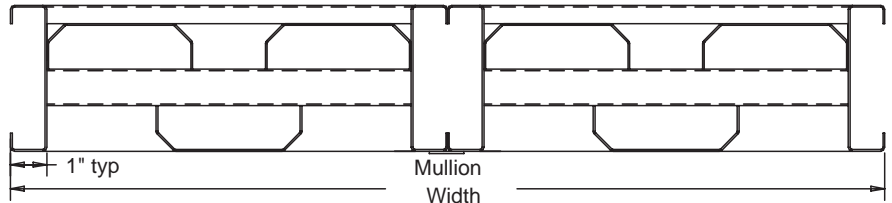
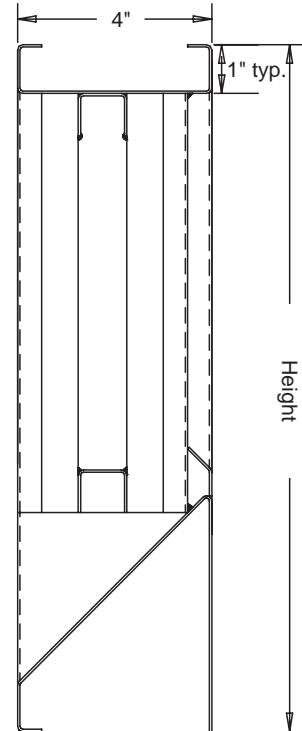
- Finishes - Baked Enamel, Kynar, Anodize
- Variety of bird and insect screens
- Formed Aluminum Construction
- Formed Stainless Steel Construction

**NOTES**

1. "A" width and "B" height are opening dimensions. Louvers are provided approximately ¼" undersize.
2. Sand removal efficiency approximately 90% measured during tests described in ASHRAE Standard 52-76 test method.
3. Shipping weight approximately 7 lbs./sq.ft.

**LOUVER SIZE**

Panels	Min Size	Max Single Panel
SL61	24"W x 24"H	40 sq.ft. 96"W x 60"H 60"W x 96"H



# SL61

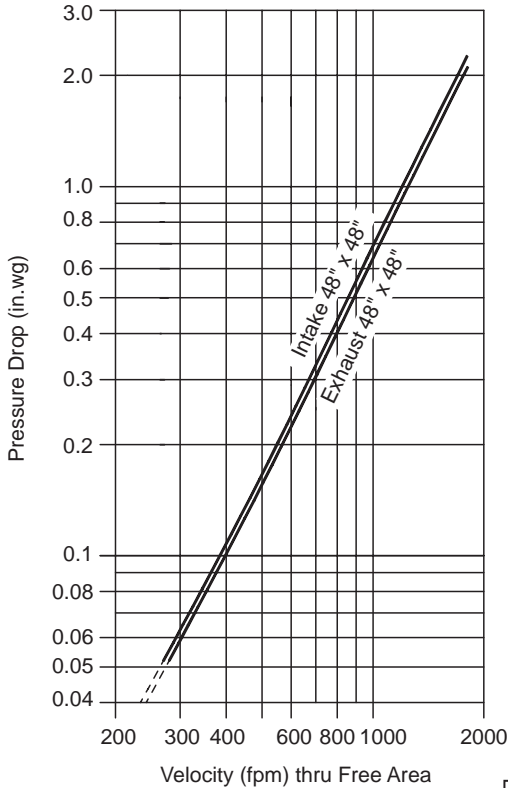
# Galvanized Steel Louver

4" Deep • Formed Blade • Sand Louver

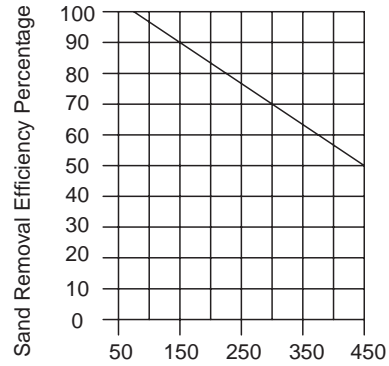
Pressure Drop: 0.70 in.wg at 1000 fpm and 5440 scfm  
 Free Area: 5.44 sq.ft. = 34% for 48"W x 48"H test size

Ratings do not include the effect of birdscreen

Pressure Drop



Sand Removal Efficiency



Air Velocity in fpm through Free Area  
 (Not AMCA Approved)

Designs should provide a reasonable safety factor for louver performance by selecting at some point below pressure drop or and removal requirements.

Free Area sq.ft.

		Width											
		24"	30"	36"	42"	48"	54"	60"	66"	72"	84"	90"	96"
Height	24"	0.91	1.22	1.52	1.83	2.13	2.44	2.74	3.05	3.35	3.98	4.27	4.57
	30"	1.25	1.67	2.09	2.50	2.92	3.34	3.78	4.17	4.59	5.42	5.84	6.28
	36"	1.29	2.12	2.65	3.18	3.71	4.24	4.77	5.30	5.83	6.88	7.41	7.94
	42"	1.93	2.57	3.21	3.85	4.49	5.14	5.78	6.42	7.06	8.35	8.99	9.83
	48"	2.25	3.02	3.77	4.53	5.44	6.03	6.79	7.54	8.30	9.81	10.56	11.31
	54"	2.60	3.47	4.33	5.20	6.07	6.93	7.80	8.67	9.53	11.27	12.13	13.00
	60"	2.94	3.92	4.90	5.87	6.85	7.83	8.81	9.79	10.77	12.73	13.71	14.69
	66"	3.27	4.37	5.46	6.55	7.64	8.73	9.82	10.91	12.01	14.19	15.28	16.37
	72"	3.61	4.82	6.02	7.22	8.43	9.63	10.83	12.04	13.24	15.65	16.85	18.06
	78"	3.95	5.26	6.58	7.90	9.21	10.53	11.85	13.16	14.48	17.11	18.43	19.74
	84"	4.29	5.71	7.14	8.57	10.00	11.43	12.86	14.28	15.71	18.57	20.20	21.43
	90"	4.62	6.16	7.70	9.25	10.79	12.33	13.87	15.41	16.95	20.03	21.57	23.11
96"	4.96	6.61	8.27	9.92	11.57	13.23	14.88	16.53	18.19	21.49	23.14	24.80	



Louvers & Dampers certifies that the model SL61 shown herein is licensed to bear the AMCA Seal. The ratings shown are based on tests and procedures performed in accordance with AMCA Publication 511 and comply with the requirements of the AMCA Certified Ratings Seal applies to Air Performance Ratings only.