

Formed Steel Louver

SL21A

4" Deep • Drainable Blade • Adjustable Louver

STANDARD CONSTRUCTION

- FRAME:** 18-GA galvanized steel
- BLADES:** 18-GA galvanized steel
- ASSEMBLY:** Mechanically fastened
- AXLES:** ½" dia. plated steel stub
- LINKAGE:** Chevron type formed bracket of ½" thick plated steel; Trunnion is a machine pivot of plated steel with a 5/16" rod
- SEALS:** Stainless steel at jambs
- SCREEN:** ½" x .051" flattened aluminum birdscreen, exterior mounted
- FINISH:** Mill

OPTIONS

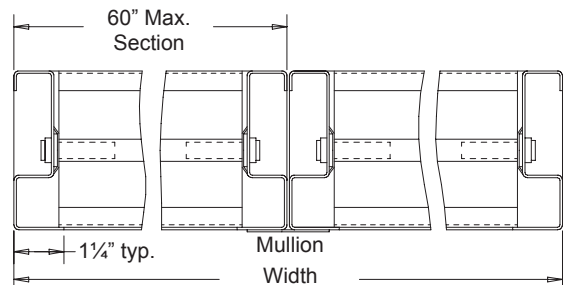
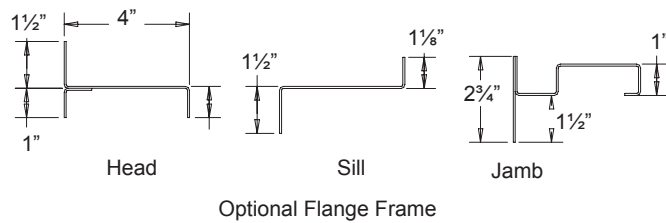
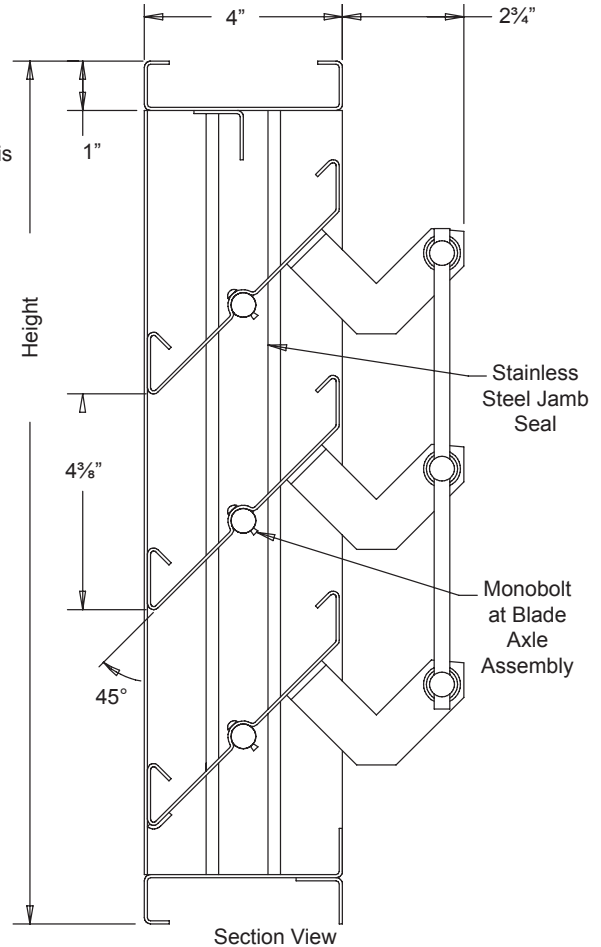
- Finish - Baked Enamel, Kynar, or Anodize
- Variety of Bird and Insect Screen (Interior or Exterior)
- Deeper Frames for Blade Rotation Greater than 45°
- Neoprene Blade Edge Seals
- Other Gauges and Materials (Stainless Steel, Copper, Aluminum)
- Flange Frame
- Blank-off Panels

NOTES

1. "A" width and "B" height are opening dimensions. Louvers are provided approximately ½" undercut.
2. Shipping weight approximately 7.5 lbs./sq.ft.

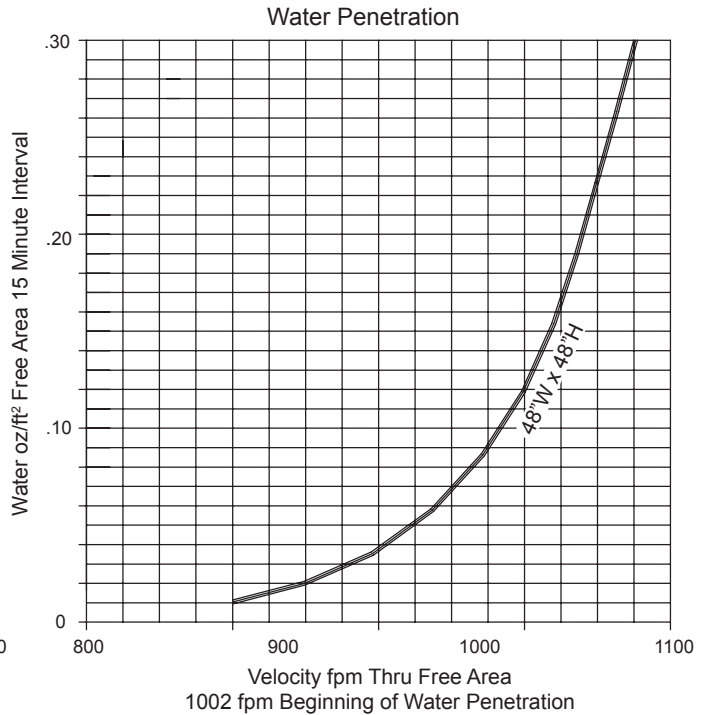
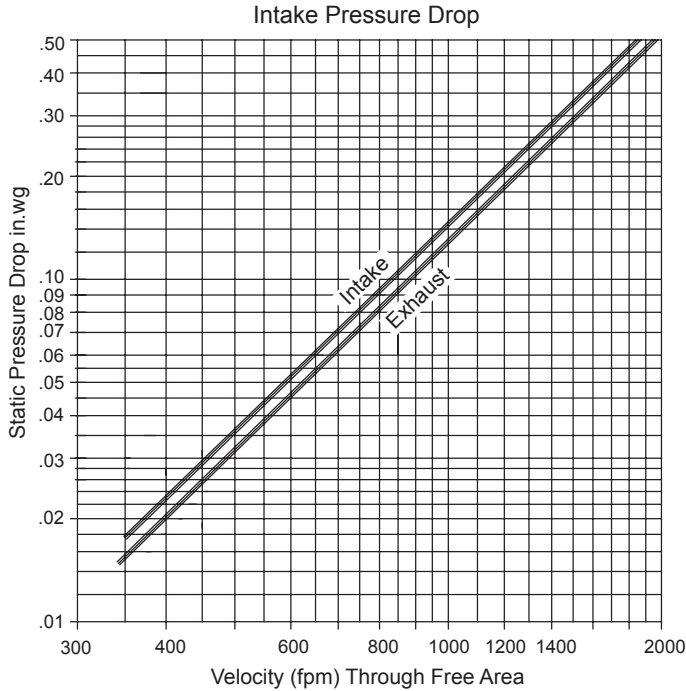
LOUVER SIZE

| Panels | Min Panel | Max Single Panel |
|--------|-------------|------------------|
| SL21A | 12"W x 12"H | 60"W x 96"H |



Water Penetration: 950 fpm recommended maximum free area velocity
 Pressure Drop: 0.08 in.wg at 700 fpm and 4921 scfm
 Free Area: 7.03 sq.ft. = 43.9% for 48"W x 48"H test size

Ratings do not include the effect of birdscreen.



Free Area sq.ft.

| | | Width | | | | | | | | |
|--------|-----|-------|------|------|------|-------|-------|-------|-------|-------|
| | | 12" | 18" | 24" | 30" | 36" | 42" | 48" | 54" | 60" |
| Height | 12" | 0.21 | 0.34 | 0.47 | 0.6 | 0.73 | 0.86 | 0.99 | 1.12 | 1.25 |
| | 24" | 0.63 | 1.03 | 1.43 | 1.83 | 2.23 | 2.63 | 3.03 | 3.34 | 3.83 |
| | 36" | 1.08 | 1.76 | 2.45 | 3.13 | 3.81 | 4.50 | 5.18 | 5.86 | 6.54 |
| | 48" | 1.70 | 2.40 | 3.33 | 4.26 | 5.19 | 6.12 | 7.03 | 7.98 | 8.91 |
| | 60" | 1.85 | 3.01 | 4.18 | 5.35 | 6.61 | 7.68 | 8.84 | 10.01 | 11.18 |
| | 72" | 2.28 | 3.72 | 5.16 | 6.60 | 8.04 | 9.48 | 10.92 | 12.36 | 13.80 |
| | 84" | 2.73 | 4.45 | 6.18 | 7.90 | 9.62 | 11.35 | 13.07 | 14.79 | 16.52 |
| | 96" | 3.11 | 5.08 | 7.04 | 9.00 | 10.97 | 12.93 | 14.90 | 16.86 | 18.83 |