

INSULATED BLADE DAMPER

IBD-1

STANDARD CONSTRUCTION

FRAME/BLADES

Extra rigid 5 1/2" deep frame is roll formed of 16 gauge galvanized steel with structural strength equivalent to 13 gauge. Double skin 18 gauge galvanized steel blades encase 1" fiberglass insulation. Blade widths vary with a maximum open damper depth of 11 1/2" (4 3/4" in front, 5 1/2" frame, 1 1/4" in rear including linkage).

SEALS

Extruded vinyl (-10°F thru 150°F) blade edge seals and self compensating stainless steel jamb seal (-40°F thru 220°F) for air tightness between blade edges and frame are standard.

AXLES/BEARINGS/LINKAGE

1/2" round corrosive resistant steel axles rotate in oil impregnated bronze bushings. Linkage is concealed in the jams out of the airstream reducing air turbulence. Control shaft (standard left side) is 1/2" round corrosive resistant steel extendable to 6" beyond frame.

FINISH

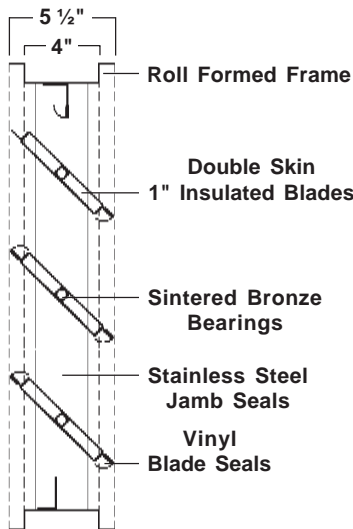
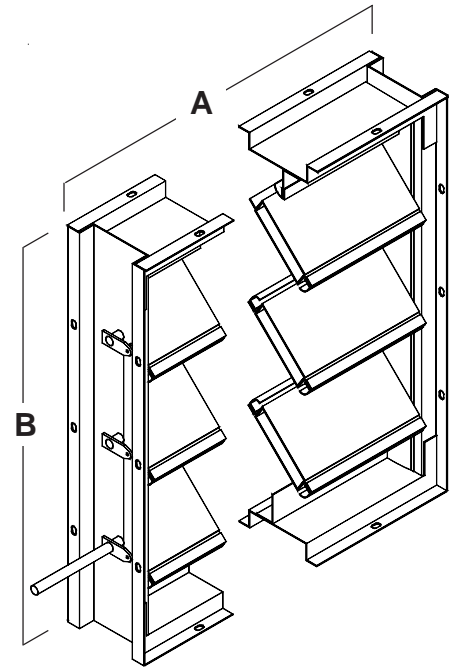
Mill finish.

SIZING

Order size is actual opening dimension. Unit is undercut 1/4" in both width and height for installation allowance.

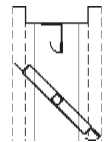
Minimum section 7" wide x 10" high. Maximum is 48" wide x 72" high — Unlimited size with multiple section assembly.

Parallel Blade Roll Formed Frame

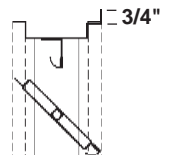


FRAME STYLES

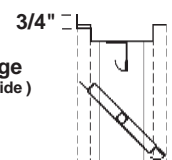
H Hat Channel
(Duct Mount)



F Front Flange
(Air Exiting Side)



R Rear Flange
(Air Entering Side)



Model	Frame	'A' (width)	'B' (height)	Qty	Options / Accessories / Variations

PROJECT _____
 ARCH/ENGR _____
 REPRESENTATIVE _____

LOCATION _____
 CONTRACTOR _____
 DATE _____

PC00189 - April 2000

CONTROL

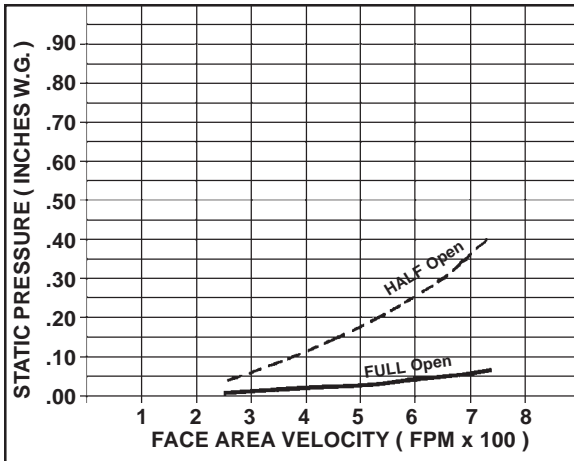
Louvers & Dampers

A DIVISION OF MESTEK, INC.

P.O. Box 606 • 7435 Industrial Rd • Florence, KY 41042 • Phone (859) 647-2299 • Fax (859) 647-7810

IBD-1

PRESSURE DROP



PERFORMANCE

MAXIMUM Design Criteria

VELOCITY	TEMPERATURE	PRESSURE DIFFERENTIAL
2500 Feet/Minute	200° F	4" W.G.

TORQUE Requirement (per SQ FT)

WITH Jamb Seal

5 inch lbs

NOTES

- Unless "SHIP UNASSEMBLED" is specified, the individual panels of multiple panel dampers will be factory assembled (maximum size may vary depending on finish and/or shipping requirements).
- Jackshaftering or thru-pinning (no jamb seal) must be specified if more than one panel is to be operated with a single actuator.
- This damper is intended to be self supporting only in its largest single section size. Multiple section damper assemblies may require bracing to support the weight of the assembly and to hold against system pressure.

LEAKAGE

WITH Blade and Jamb Seal	STATIC PRESSURE	INCHES of WG		
	PER SQ.FT. OF DAMPER AREA	1.0"	2.0"	3.0"
		1.4	2.1	2.9
		AIRFLOW - CFM		

OPTIONS / ACCESSORIES

MATERIAL

Frame available in heavier 13 gauge galvanized (structurally equivalent to 10 gauge), or frame and blades of .063" aluminum.

EXTENDED FLANGES

For flanged frames, extended in front or rear to any width.

MOUNTING

Factory mounting in curbs, ventilators, louvers or penthouses.

SCREENS

A variety of Bird or Insect screens in various gauges and mesh dimensions (sleeve required).

FILTER RACKS

Front or Rear, Hinged or Flush mount, Top or Side load and filters available in Disposable or Washable (sleeve required).

ACTUATORS / STAND OFFS

Manual, electric or pneumatic actuators. Stand offs are available for insulated ducts.

FINISHES

A wide selection of finishes including Baked Enamel, Epoxy and Prime Coat.