

STANDARD CONSTRUCTION

FRAME: 12-GA (.081" nominal) extruded aluminum. Hat channel, on four (4) sides, with reinforcing bosses and groove inserts for silicone seals. 5" deep.

BLADE: 12-GA (.081" nominal) extruded aluminum. Single unit airfoil design, with the pin-lock an integral section within the blade core. 6" wide (4" and 5" wide available).

SHAFTS: 1/2" dia. extruded aluminum, pin-lock design interlocking into blade section.

BEARINGS: "Double-Sealed" type with celcon inner bearing on axle riding in polycarbonate outer bearing inserted in frame so that outer bearing cannot rotate. Axle bearings to be designed for no metal-to-metal or metal-to-bearing riding surfaces. Interconnecting linkage to have celcon bearings to eliminate friction in linkage.

SEALS: Extruded silicone rubber seal. Stainless steel spring jamb seals. Fit into dovetail-shaped slots on both frames and blades.

LINKAGE: In jamb. Aluminum crank-arm permanently locked to blade shaft by two stainless steel fasteners. Crank-arm contains a 1/2" dia., machined steel trunnion riding in a celcon bearing. A plated steel 1/4" - 20 set screw with locking patch ties the pivot to the 5/16" dia. aluminum linkage rod. Linkage of each damper is individually adjusted.

FINISH: Mill.

OPTIONS

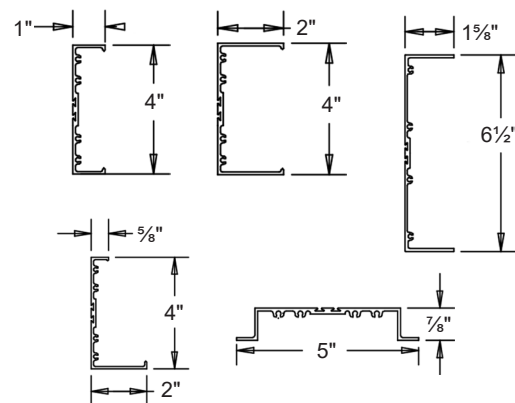
Hand Quadrants
120V, 24V Electric, or Pneumatic Actuators
Jackshafting
Auxiliary Switch
Explosion Proof Housing

NOTES

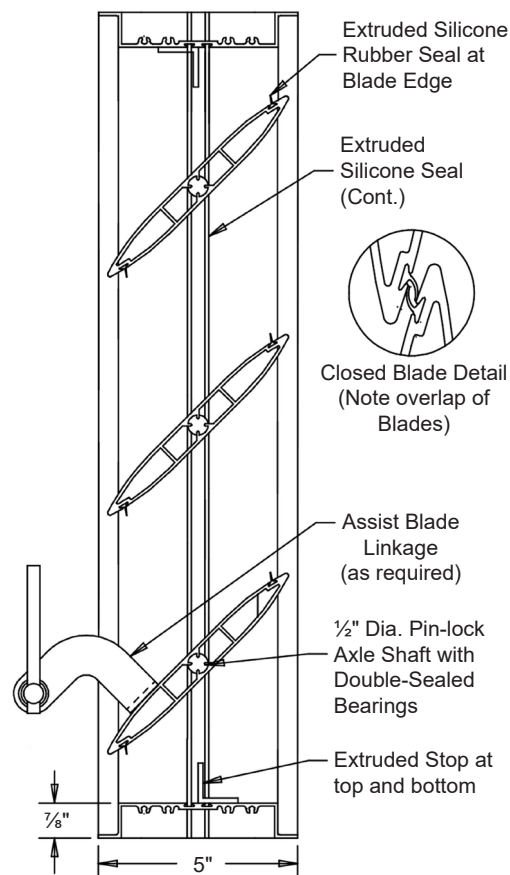
1. 1/4" nominal deduction will be made to the opening size given.
2. Please specify whether opposed or parallel blade orientation is required.
3. Approximate shipping weight is 5.5 lbs./sq.ft.

DAMPER SIZES

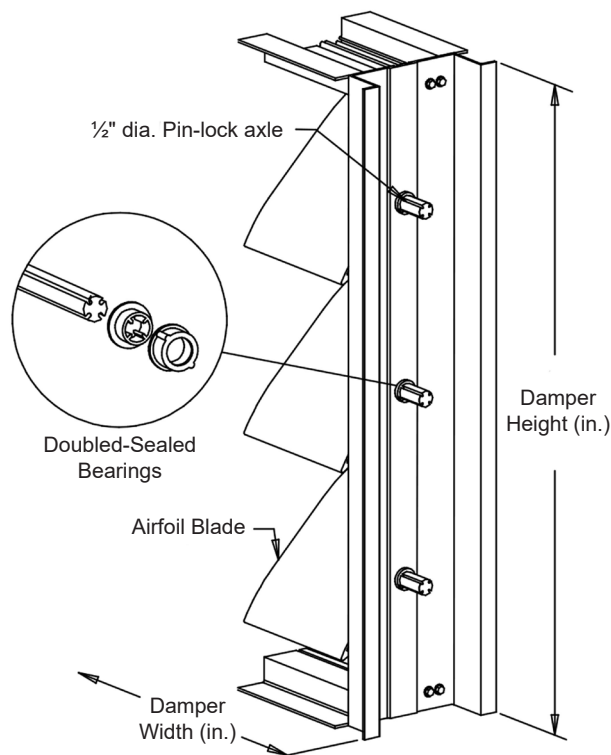
Model	Min Panel	Max Single Panel
Parallel	6"W x 6 1/4"H	60"W x 96"H
Opposed	6"W x 6 1/4"H	60"W x 96"H



Optional Frames Available



Parallel Blade Damper



In the interest of product development, Louvers & Dampers reserves the right to make changes without notice.

www.louvers-dampers.com

450 Riverside Drive • Wyalusing PA, 18853 • Phone 570-746-1888 • Fax 570-746-9286

Louvers & Dampers
A Mestek Company

STANDARD CONSTRUCTION

FRAME: 12-GA (.081" nominal) extruded aluminum. Hat channel, on four (4) sides, with reinforcing bosses and groove inserts for silicone seals. 5" deep.

BLADE: 12-GA (.081" nominal) extruded aluminum. Single unit airfoil design, with the pin-lock an integral section within the blade core. 6" wide (4" and 5" wide available).

SHAFTS: ½" dia. extruded aluminum, pin-lock design interlocking into blade section.

BEARINGS: "Double-Sealed" type with celcon inner bearing on axle riding in polycarbonate outer bearing inserted in frame so that outer bearing cannot rotate. Axle bearings to be designed for no metal-to-metal or metal-to-bearing riding surfaces. Interconnecting linkage to have celcon bearings to eliminate friction in linkage.

SEALS: Extruded silicone rubber seal. Stainless steel spring jamb seals. Fit into dovetail-shaped slots on both frames and blades.

LINKAGE: Non-corrosive material or Cadmium-plated Steel

FINISH: Mill.

OPTIONS

Hand Quadrants

120V, 24V Electric, or Pneumatic Actuators

Jackshafting

Auxiliary Switch

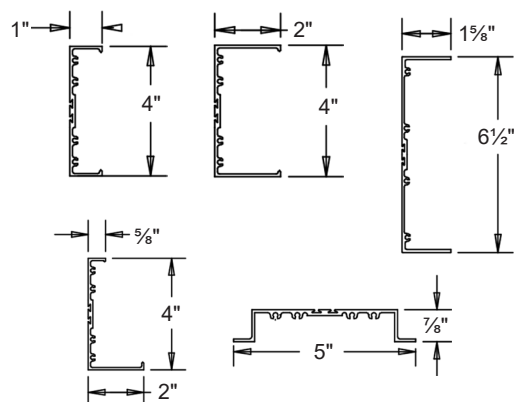
Explosion Proof Housing

NOTES

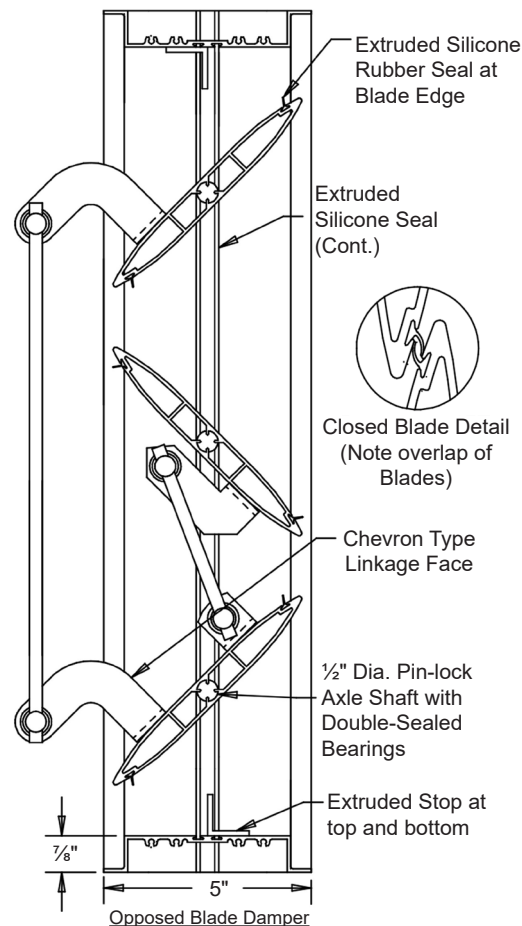
1. ¼" nominal deduction will be made to the opening size given.
2. Please specify whether opposed or parallel blade orientation is required.
3. Approximate shipping weight is 5.5 lbs./sq.ft.

DAMPER SIZES

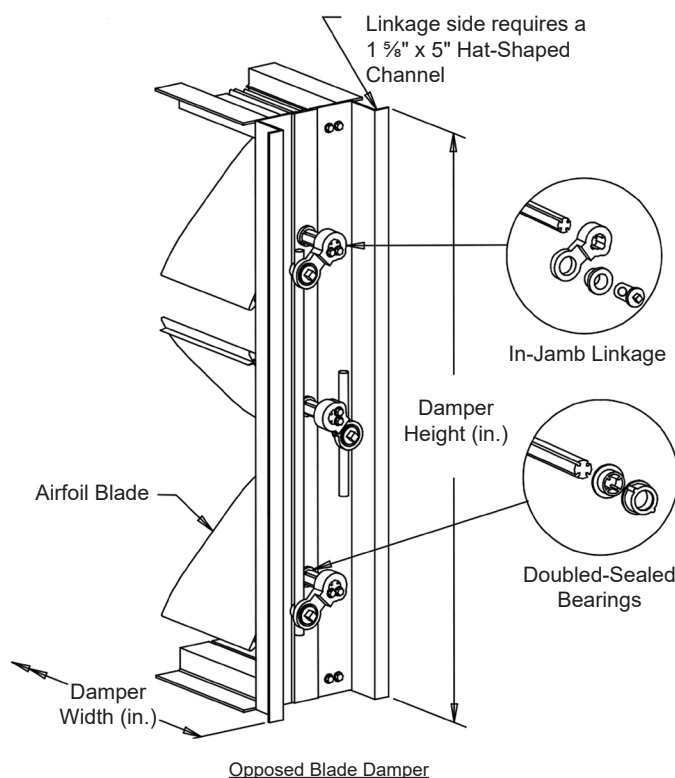
Model	Min Panel	Max Single Panel
Parallel	6"W x 6¼"H	60"W x 96"H
Opposed	6"W x 6¼"H	60"W x 96"H



Optional Frames Available



Opposed Blade Damper



Opposed Blade Damper